

# Z26HG High Glass Doors Speed Swing Gates

*High speed, safe and secure pedestrian access*



3 Colour Options

*The Z26HG Swing Gate is designed for high volume, fast pedestrian traffic and provides greater access control with high glass swing doors.*

The Z26HG swing gate is made of durable 304 stainless steel and shaped by cold-rolled plate spraying. Designed with a modern, sleek style, it features integrated lighting and clean lines delivering a distinctive contemporary appeal. Using advanced grating detection technology, it is equipped with 64 pairs of electric beams. The Z26HG offers universal compatibility with most access control devices and technology, including face recognition, QR and Bar code scanners and all types of card readers.

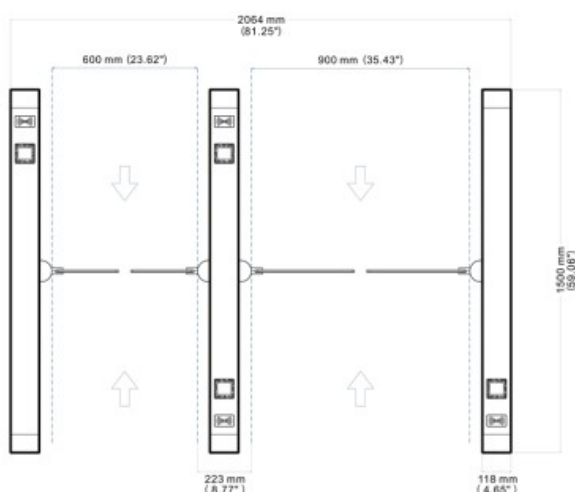
## The Z26HG Swing Gate features include:

- **Stable and efficient motor:** Integrated powerful Brushless DC motor for longer wear resistance, noise reduction, stability and energy efficiency.
- **Universal access control:** Compatible to most access control technology including face recognition, card readers, QR and Bar code scanners and various card readers.
- **Smart detection system:** Sensitive and reliable, it offers anti-pinch, anti-follow, and anti-reverse passing and anti-break-in protection. Equipped with audio and visual alarms, it actively detects unauthorised access and responds by stopping or closing the gate, ensuring user safety.
- **Multiple intelligent anti-pinch:** Using grating detection with 64 pairs of infrared electric eyes, to ensure greater safety and access control.
- **Acousto-optic interaction:** Anti-tailing and anti-trespassing, visible and audible warning prompts, to ensuring legal, effective and user-friendly access control.
- **Automatic management functions:** Integrated automatic reset, power-off unlocking and self-check functionality upon powering-up, with zero point correction for reliable performance.
- **Anti tailgating and anti-intrusion:** Anti-tailing and anti-trespassing, and audible and visual warning prompts, to ensure access legality and effectiveness.
- **Slim and elegant profile:** With units 118mm wide and available in Gold, Silver and Black as well as width and gate shapes.

## Technical Specifications

Product Model	Z26HG
Body And Side Frame Material	Cold-rolled plate and 304 stainless steel
Gate Material	Tempered glass or acrylic
Color	Stainless steel original color (Option: Silver, Black and Golden)
Dimensions (L*W*H)	1,500*118*980mm
Lane Width	600mm - 900mm
Gate Interception Height	900mm -1240mm
Gate Height From The Ground	340mm
Motor	DC brushless motor
Power Supply	AC 220V/110V±10%, 50/60HZ
Motor Device Power	Total power: 100W, motor power: 40W
Passing Speed	Normally closed: 20 persons/minute
	Normally opened: 40 persons/minute
Open-closing Speed	0.5s-1.5s adjustable
Detection Method	Grating detection
Number of Electric Eyes	64 Pairs
Communication Interface	Serial port and multi-channel I/O interface
Communication	RS485 and TCP/IP
Noise	≤65dB
Working Temperature	-20c to +70c
Working Humidity	≤90%, no condensation
Protection Class	IP4X
Working Environment	Indoor

## Dimensions



Rotech supply all forms of door and gate automation

### Vehicle Access Control

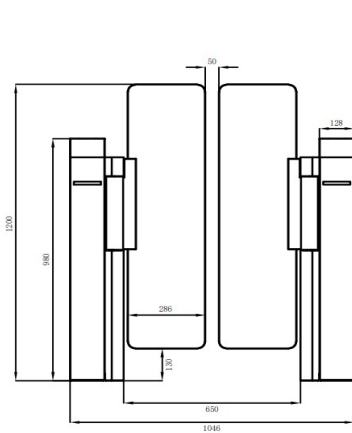
- Booms Gates
- Sliding Gates
- Swing Gates
- Industrial Door Openers
- Solar Powered Gate Openers

### Pedestrian Access Control

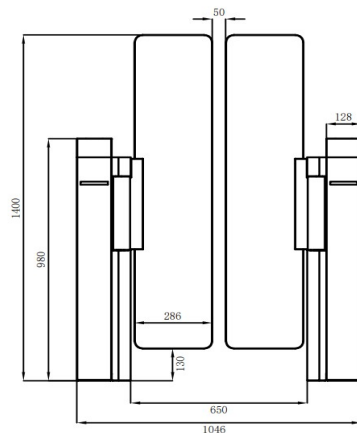
- Full Height Turnstiles
- Waist Height Turnstiles
- Supermarket Gates/Turnstiles
- Wheelchair Access Gates
- Rapid Access Gates

**Fast | Safe | Secure**

## Dimensions: Height and Lane Width Options



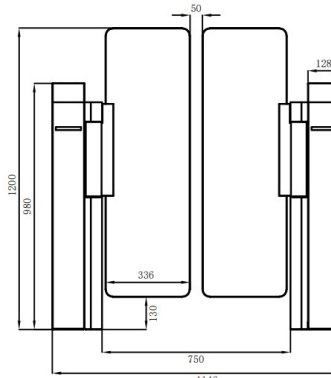
(blocking height:1200mm, Lane width:650mm)



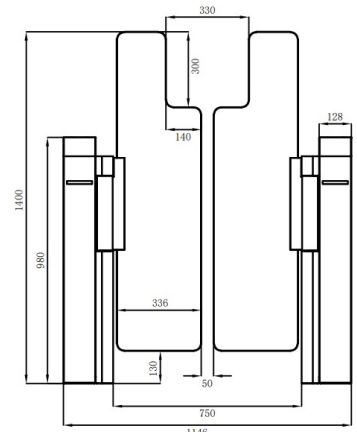
(blocking height:1400mm, Lane width:650mm)

**Blocking Height:** 1200mm & 1400mm  
**Lane Width:** 600mm

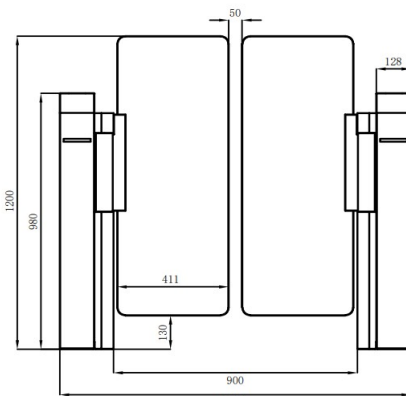
**Blocking Height:** 1200mm & 1400mm  
**Lane Width:** 750mm



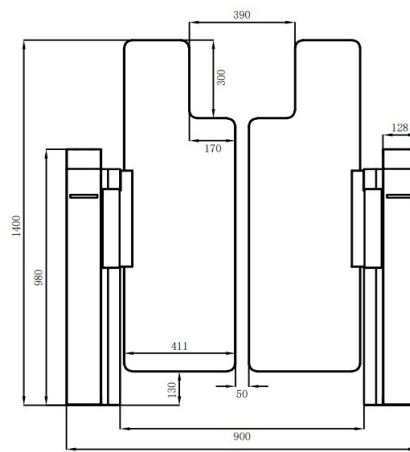
blocking height:1200mm, Lane width:750mm



blocking height:1400mm, Lane width:750mm



blocking height:1200mm, Lane width:900mm



blocking height:1400mm, Lane width:900mm

**Blocking Height:** 1200mm & 1400mm  
**Lane Width:** 900mm

**Rotech supply all forms of door and gate automation**

### Vehicle Access Control

- Booms Gates
- Sliding Gates
- Swing Gates
- Industrial Door Openers
- Solar Powered Gate Openers

### Pedestrian Access Control

- Full Height Turnstiles
- Waist Height Turnstiles
- Supermarket Gates/Turnstiles
- Wheelchair Access Gates
- Rapid Access Gates

For more information: t: +61 07 3205 1123 | [www.rotech.com.au](http://www.rotech.com.au) | e: [info@rotech.com.au](mailto:info@rotech.com.au)

V0625

**Fast | Safe | Secure**