


V-Series Smart Linear Swing Gate Opener

12vdc swing gate motor for domestic and industrial gates to 4 metres



Controller

The mechanical gearing of the V-Series Smart Linear Swing Gate Operators, combined with leading-edge controls and inbuilt electronic limits system maintains precise control of the opening and closing of the gate for greater convenience and security.

- **Fast opening:** The V-Series Smart is able to open at high speed and close at a slower speed which ensures fast access but reduces the chance of accidents when the gate is closing. The V-Series electronics, with 'Quadra-Drive' speed control, maintains smooth and quiet operation of the gate. This state-of-the-art control reduces the operating stresses and extends the life of both the operator and the gate.
- **Safe battery backup:** Featuring advanced battery-driven technology the V-Series Smart ensures continuous operation during power outages. Powered by a low-voltage battery supply the V-Series Smart operator provides safe, uninterrupted performance, ensuring your gate remains secure.
- **Revolutionary brake:** The revolutionary centrifugal brake developed for the V-Series range of swing gate motors ensures positive locking of the operator when the gate is both open and closed.
- **Solar power** The V-Series operators with battery back up are ideally suited for use with solar panels.
- **Sensitive anti-crushing control:** The V-Series controller accurately monitors any obstructions to the gate and ensures ultra-safe operation against crushing providing peace of mind.
- **Easy to use:** Quick and easy commissioning via an intuitive mobile app using bluetooth the V-Series provides a very intuitive and easy to use menu system for setting up the end-of-travel limits and all features available on the system. Offering an extensive range of useful features, the controller is exceptionally versatile and has the ability to adapt the system to suit the requirements of almost every user.

V-Series Smart Controller features include:

- Advanced Positive Close Mode ensuring the gate remains closed in a secure, rigid position
- Pedestrian Opening (adjustable opening and Autoclose time)
- Remote Gate Status Indicator (gate position, power failure, low battery, multiple collision detection and Pillar Light status indication)
- Courtesy / Pillar Light Timer with adjustable time
- Fully configurable pre-delays with multiple pre-flash modes
- Opening and closing safety beam inputs with beam circuit monitoring
- Advanced solenoid or magnetic gate-lock release
- Supports inward and outward opening swing gates.

Technical Specifications

Specifications	Smart 400	Smart 500
Input voltage	240V \pm 10%, 50Hz	
Motor power supply	Battery-driven (standard capacity - 7Ah)	
Operator push force	Maximum 220kgf	
Typical gate opening time	<14.3 sec	<17.8 sec
Manual override	Key release	
Number of operations per day	Maximum 250	
Operations in standby with 7Ah battery	Half Day - 70 Full Day - 58	
Receiver code storage capacity	64 transmitter buttons	
Limit Type	Electronic Limits	

SMART Mobile Apps

Available from:
Google Play | App Gallery | App Store

<https://www.centsys.com.au/app/>

Installer Only App



MyCentsys Pro

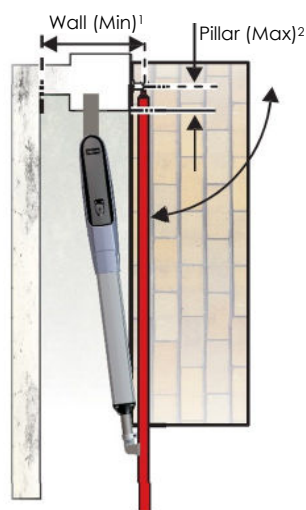
End User App



MyCentsys Remote

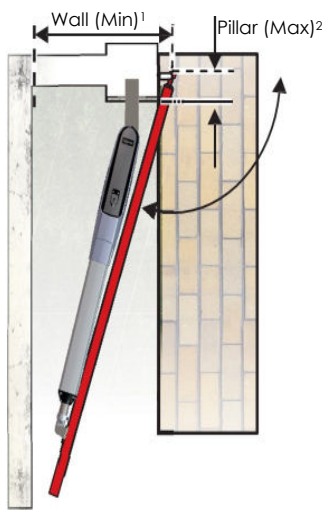
Minimum Installation Requirements

Gate opening 90° or less



Operator	Wall (Min)¹	Pillar (Max)²
SMART 400	200mm	175mm
SMART 500	200mm	245mm

Gate opening 110°



Operator	Wall (Min)¹	Pillar (Max)²
SMART 400	200mm	145mm
SMART 500	200mm	230mm

¹ The typical minimum wall clearance required to fit the operator

² The maximum allowable pillar thickness on which to fit the operator

Installation Information

Allowable Gate Mass:

Maximum Allowable Gate Mass for SMART 400 Operator

Gate swing angle	Up to 1.5m	Up to 2m	Up to 2.5m	Up to 3m¹	Up to 3.5m¹	Up to 4m¹
90°	500kg	500kg	500kg	360kg	260kg	200kg
100°	500kg	500kg	388kg	160kg	190kg	150kg
110°	500kg	306kg	198kg	130kg		
120°	180kg	100kg	65kg			


1. An electric lock must be fitted to secure gate in closed position

Maximum Allowable Gate Mass for SMART 500 Operator

Gate swing angle	Up to 1.5m	Up to 2m	Up to 2.5m	Up to 3m¹	Up to 3.5m¹	Up to 4m¹
90°	750kg	750kg	750kg	550kg	410kg	310kg
100°	750kg	750kg	600kg	420kg	310kg	230kg
110°	750kg	500kg	320kg	220kg		
120°	310kg	170kg	110kg			

1. An electric lock must be fitted to secure gate in closed position

Dimensions



Rotech supply all forms of door and gate automation

Vehicle Access Control

- Booms Gates
- Sliding Gates
- Swing Gates
- Industrial Door Openers
- Solar Powered Gate Openers

Pedestrian Access Control

- Full Height Turnstiles
- Waist Height Turnstiles
- Supermarket Gates/Turnstiles
- Wheelchair Access Gates
- Rapid Access Gates

For more information: t: +61 07 3205 1123 | www.rotech.com.au | e: info@rotech.com.au

V0116

Fast | Safe | Secure