


Manual Supermarket Entry Gates



The Manual Supermarket Gates offer an effective low cost option for managing pedestrian flow in supermarkets, canteens and self-service stores.

The manual swing gates are characterized by a high level of workmanship, sophisticated and reliable engineering and require minimal maintenance in long term use.

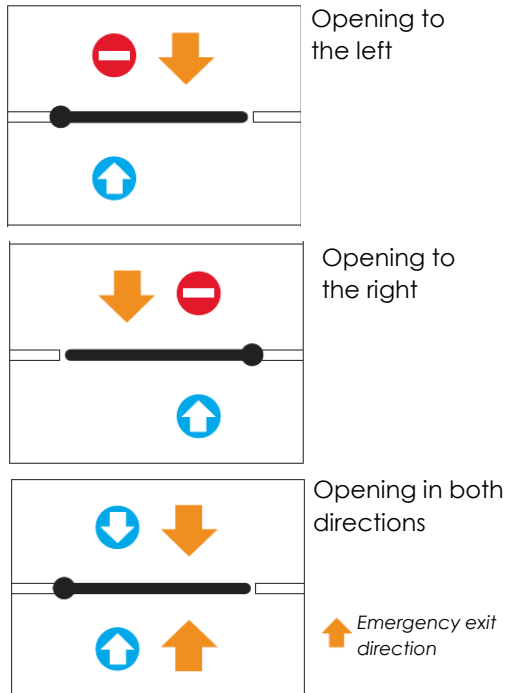
When used in conjunction with barrier rails, these gates, provide customer-friendly solutions for many in-store application such as guiding customers past the checkout and preventing them from exiting through the store entrance.

The Manual Supermarket Gate features

- **Variable closing speed:** tension is manually adjustable. The integrated, hydraulically-cushioned locking device ensures the barrier pivots back into position evenly.
- **Compact design:** modern, high-gloss chrome-plated finish with white plastic info sign. Can be used as entry or exit gate
- **Tough and durable:** the steel tube swivel barrier and deflectors protect the gates from damage by shopping trolleys, prams, pallets etc.
- **Anti-panic feature:** is standard
- **Optional locks:** integrated in sturdy plastic housings and lockable in the 90° grid
- **Easy installation:** the post is simple to install with four anchor bolts fixing it to the floor. The arms can be cut to size on site
- No maintenance required
- **Configurable barrier rails and posts:** optional barrier rails and posts can be fully customised to suit a wide range of applications. The handing of the gate must be specified as they cannot be changed on site.
- Barrier rails 1000 mm long x 38 mm diameter and can be cut to size prior to installation on site.
- All posts and rails are mirror finish chrome plate.

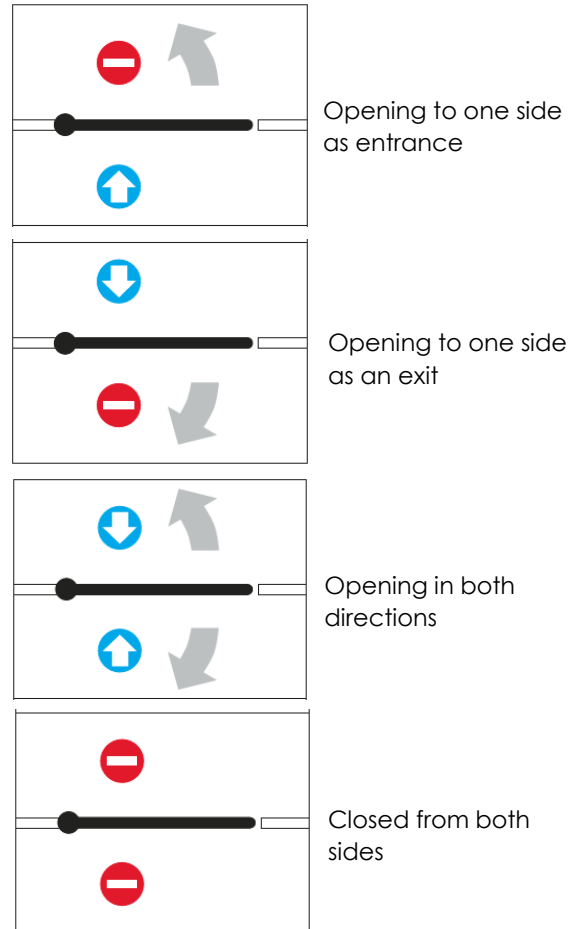
Mechanical

- With anti-panic feature
- Sign printed on both sides

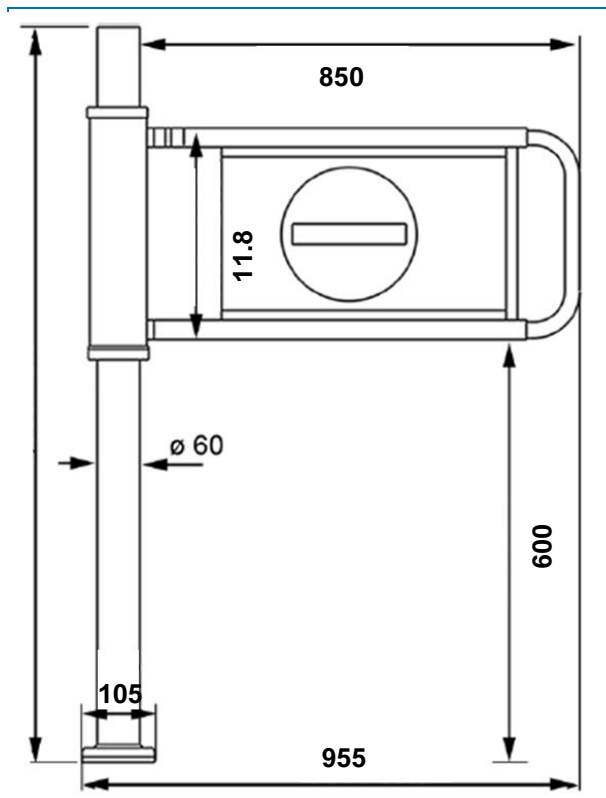


Mechanical, lockable

- Without anti-panic feature
- Sign with no printing



Dimensions



Technical Specifications

Specification	Manual Supermarket Gates
Clear opening size	Optional arm size 680mm
Barriers rails	38 mm dia x 1000 mm
Handing	Left hand or right hand
Post Height	1090 mm
Finish	Chrome plated steel
Guarantee	12 months

Rotech supply all forms of door and gate automation

Vehicle Access Control

- Booms Gates
- Sliding Gates
- Swing Gates
- Industrial Door Openers
- Solar Powered Gate Openers

Pedestrian Access Control

- Full Height Turnstiles
- Waist Height Turnstiles
- Supermarket Gates/Turnstiles
- Wheelchair Access Gates
- Rapid Access Gates

Fast | Safe | Secure