





HR-Robus

Activation



Robust & Waterproof Industrial Door Activation Sensor for Mounting Heights of up to 7m

Microwave Technology, Dual Relay Outputs

- Harsh Installation Environments**
 Rugged, IP67 housing makes HR-Robus the ideal sensor for reliable industrial door openings in tough environmental conditions.
- Energy Efficient**
 Ability to distinguish between pedestrian and vehicular traffic coupled with uni-directional detection and cross traffic filtering technology ensures reliable and energy efficient door openings.
- Installation Flexibility**
 Flexible sensor head that can be adjusted in the vertical & horizontal direction to facilitate wall or ceiling installations.
- Easy to Configure**
 Sensor parameters can be easily set using integrated push buttons on the sensor body or via our easy to use remote control.

HR-Robus

Activation



Technical Specification

Accessories

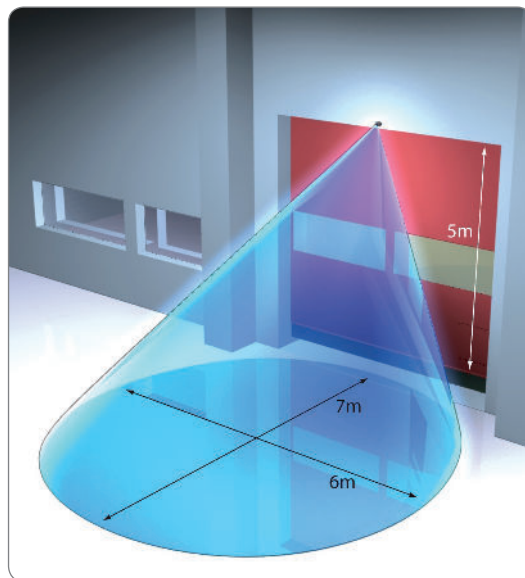


Robus-RC
Remote Control

Model	HR-Robus
Detection Method	Microwave Motion Detection
Operating Frequency	24.150 GHz
Installation Height	7.0m (23ft) Max
Detection Range	7m x 7m (WxD) at an installation height of 5m 5m x 8m (WxD) at installation height of 7m
Pattern Adjustment	Depth Adjustment: $\pm 90^\circ$ in 15° increments Width Adjustment: $\pm 18^\circ$
Power Supply	12–36 VDC/12–28 VAC
Power Consumption	< 1 W
Relay Output	Vehicle relay output, NO/NC Pedestrian relay output, NO/NC
Relay Hold Time	0.5s–300s adjustable
Operating Temperature	-30°C to +60°C, (-22°F to +140°F)
IP Rating	67
Weight	320g (without cable), 650g (with cable)
Dimensions	Without mounting bracket: 131 mm (W) x 73 mm (H) x 98 mm (D) With mounting bracket: (180°): 131 mm (W) x 73 mm (H) x 136 mm (D)

Detection Area (inches/mm)

Detection area at 5m mounting height
and 45° sensor body angle



Detection area at 7m mounting height
and 45° sensor body angle

