

VR12 Safety PE Beams

Button type PE Beam

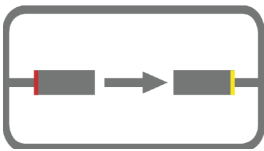
The combination of extremely small dimensions and ease of installation mean that the VR12 can easily be fitted into very confined spaces.

Drill a 13 mm hole and insert the VR12 PE which clips into place and you have a flush fitting beam that is almost invisible.

With a range of 12 metres they are ideally suited for installation on doors and gates with narrow frames. The sender and receiver are fully sealed, rated to IP67 and can function in direct sunlight or dusty conditions without loss of sensitivity.

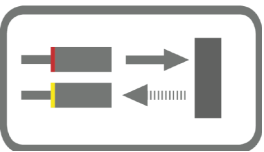


Short circuit and reverse polarity protection is standard and the operating voltage is 10-30vdc.



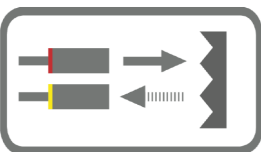
Through beam installation (sender / receiver)

The through beam installation is the most commonly used set up. With the receiver on one side of the opening and the transmitter on the other. When the beam is broken the PNP N/C contact opens and the control panel responds to the signal.



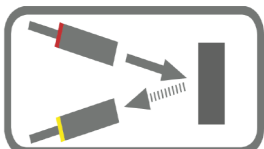
Proximity sensor installation

With the proximity sensor set up the receiver and transmitter are fitted next to each other. A infra red pulse is sent from the transmitter and if an object passes in front of the transmitter the beam is reflected and picked up by the receiver.



Reflective installation

The reflective installation is useful if you cannot run cables across the opening. The sender and receiver are fitted next to each other and the beam is reflected from a disc on the opposite side of the opening.



Wide angle reflective installation

The wide angle reflective beam installation gives you coverage over a larger area than the standard reflective set up but needs the sensors set at an angle.

Technical Specifications

PE Safety Beams		VR12
Transmitter		
Power supply	10-30vdc	
Power supply LED	Green LED	
Reverse polarity protection	Yes	
Current consumption	25mA @ 10 VDC / 10 mA @ 30 VDC	
Receiver		
Power supply	10-30vdc	
Reverse polarity protection	Yes	
Output	PNP N/C	
Current consumption	6mA @ 10-30 VDC	
Output LED	Yellow LED	
Short circuit protection	Yes	
Optical data		
Working range	0 –12m maximum (less on proximity)	
Light immunity	50 000lux	
Mechanical data		
Sealing class	IP67	
Temperature, operation	-20 +60°C	
Housing	Polycarbonate	
Standard cable length	15 m	
Max. recommended cable length	100m*	

Dimensions



Rotech supply all forms of door and gate automation

Vehicle Access Control

- Booms Gates
- Sliding Gates
- Swing Gates
- Industrial Door Openers
- Solar Powered Gate Openers

Pedestrian Access Control

- Full Height Turnstiles
- Waist Height Turnstiles
- Supermarket Gates/Turnstiles
- Wheelchair Access Gates
- Rapid Access Gates

Fast | Safe | Secure